

Pangione Developers Inc

5

Home Transformation Tips



- Pre-order Material
- Finalize the Plans
- Document the Build
- Insulation Upgrade
- Low Voltage Wiring

Help! I Need More Space

Pangione Developers Inc

1

Preorder Material

Preordering the material is extremely important. If not properly managed, you can set the job schedule back months. Make sure your contractor has a good line of credit as well with suppliers so your projects material ordering doesn't fall through the cracks.



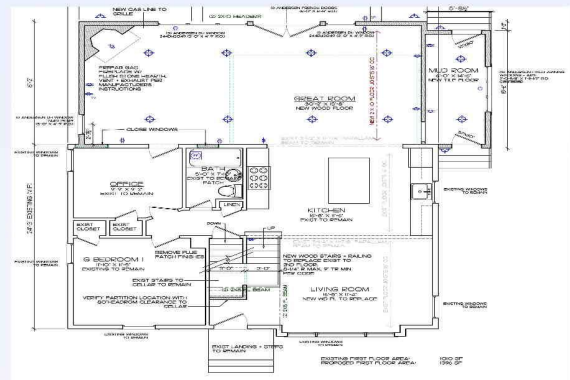
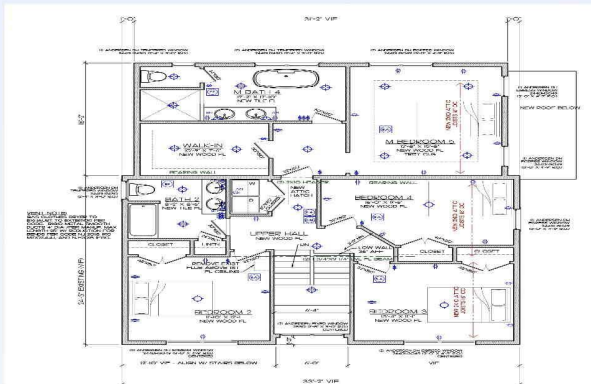
Help! I Need More Space

Pangione Developers Inc

2

Finalize the Plans

Look over your plans carefully. Make sure all items are in place. Failure to do so can cost you thousands in change orders. The single biggest oversight with homeowners that creates an unexpected expense.



Help! I Need More Space

Pangione Developers Inc

3

Insulation Upgrade

Your builder/ architect need to factor in the basic insulation package to meet code. However, ask what additional insulation packages can be added.



Interior Walls



1st Floor Ceiling

Help! I Need More Space

Pangione Developers Inc



Low Voltage Wiring

Wire your home with CAT6. Plan each run as needed leading back to a media closet or central location. Typical uses are:

1. TV's
2. Computers / Office
3. Extenders
4. Cameras
5. LED lighting


Help! I Need More Space

Pangione Developers Inc

5

Document the Build

Sure you put your trust in the builder. However always video the build to document utility locations, wall stud placement etc. You can use the footage for reference in the future.



Help! I Need More Space